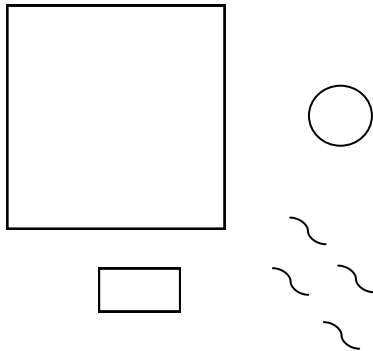


# Event Maps

All Special Events must have an attached event map showing Central Point Parks what your plans are for the day of your event. It must be clear to anyone reviewing your layout what items will be brought to the park and where they will be placed. You may draw your own map and layout, or use one of the Park provided templates on the following pages.

---

## Bad Map Example



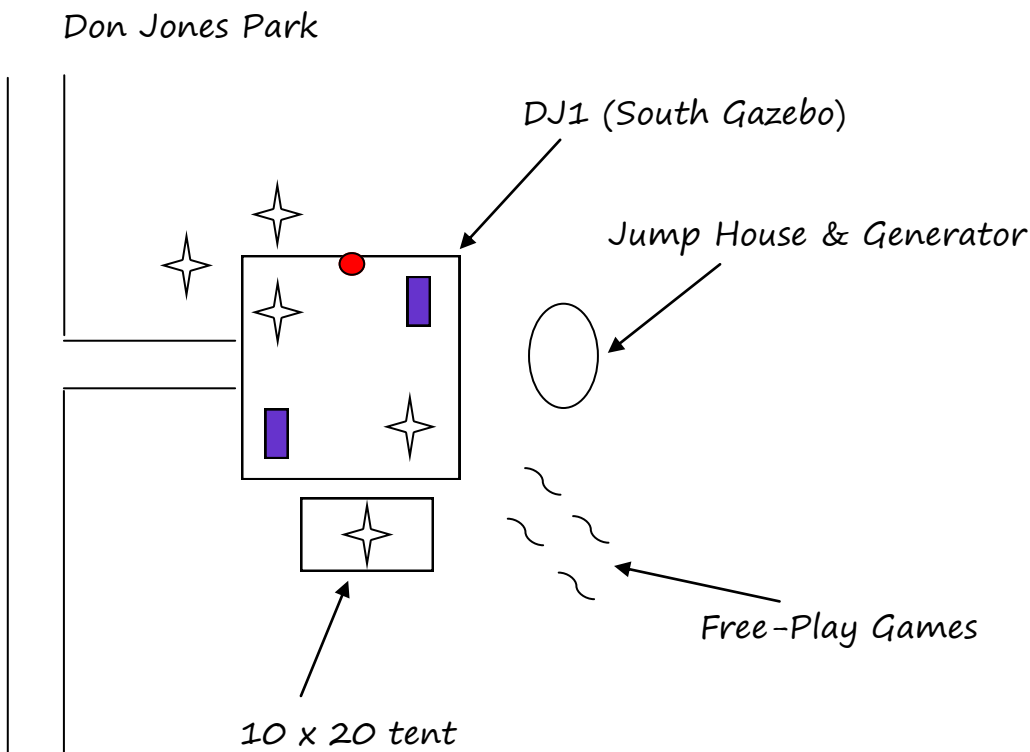
### Why is this bad?

- No Labels
- No Map Key
- No Details

You can not tell by looking at this layout what it is!

---

## Good Map Example



### Why is this good?

- Has Labels
- Has Map Key
- Has Details!

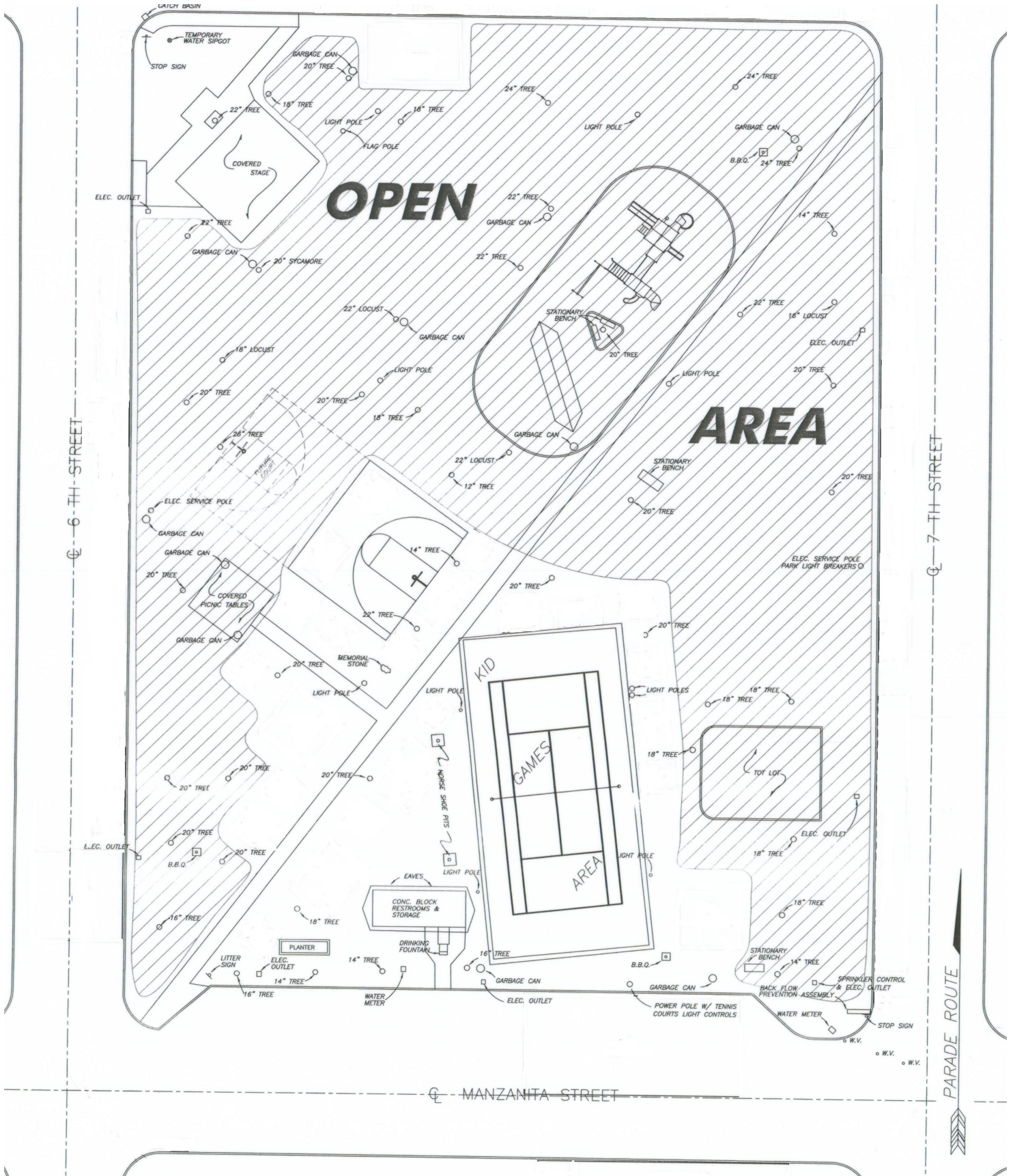
Anyone looking at this layout can tell what they are looking at - there is no guesswork involved.

You can clearly see what the day of the event will look like!

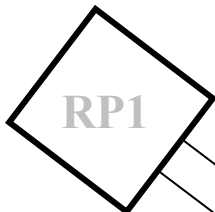
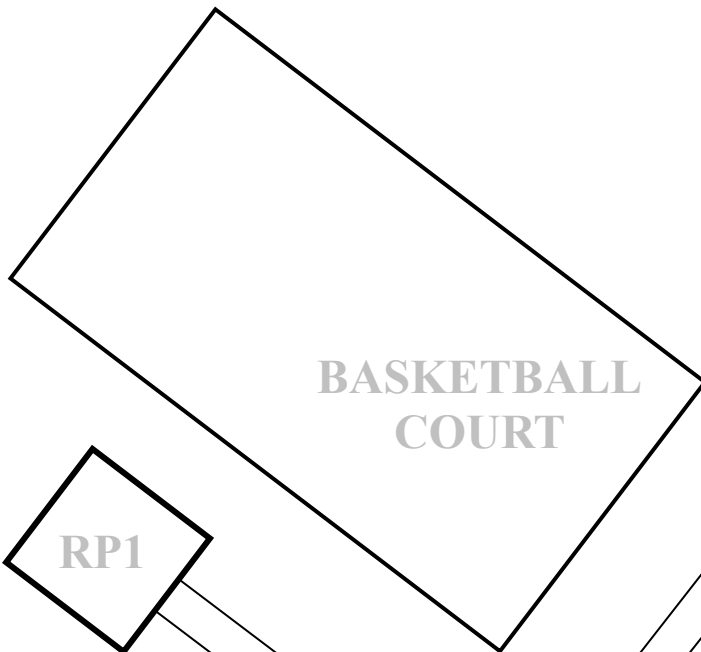
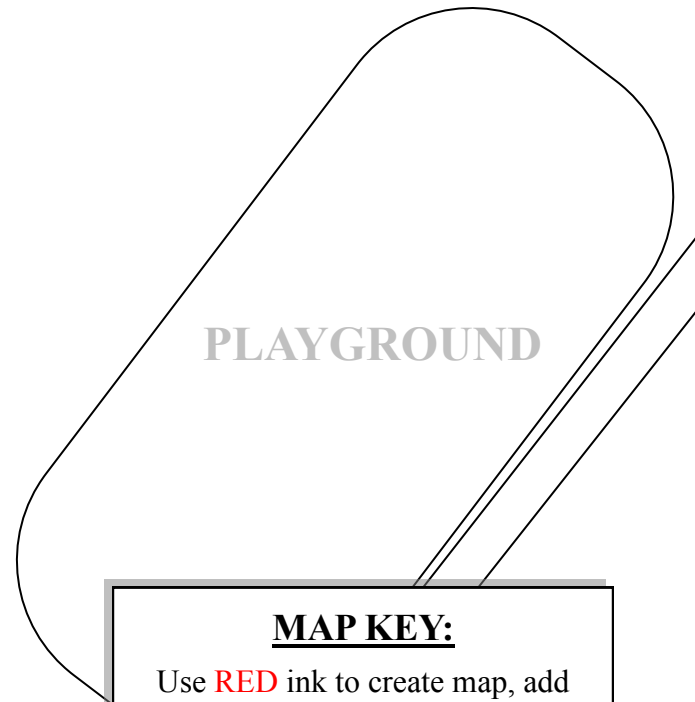
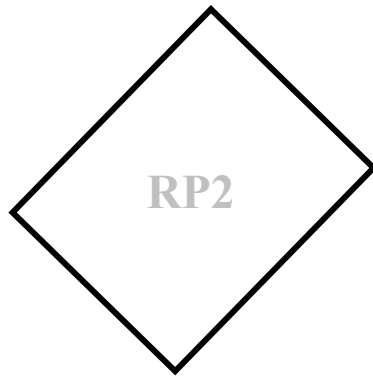
### Map Key

- BBQ
- Park Bench
- ★ Tables/Chairs

# ROBERT PFAFF PARK



# ROBERT PFAFF PARK



## MAP KEY:

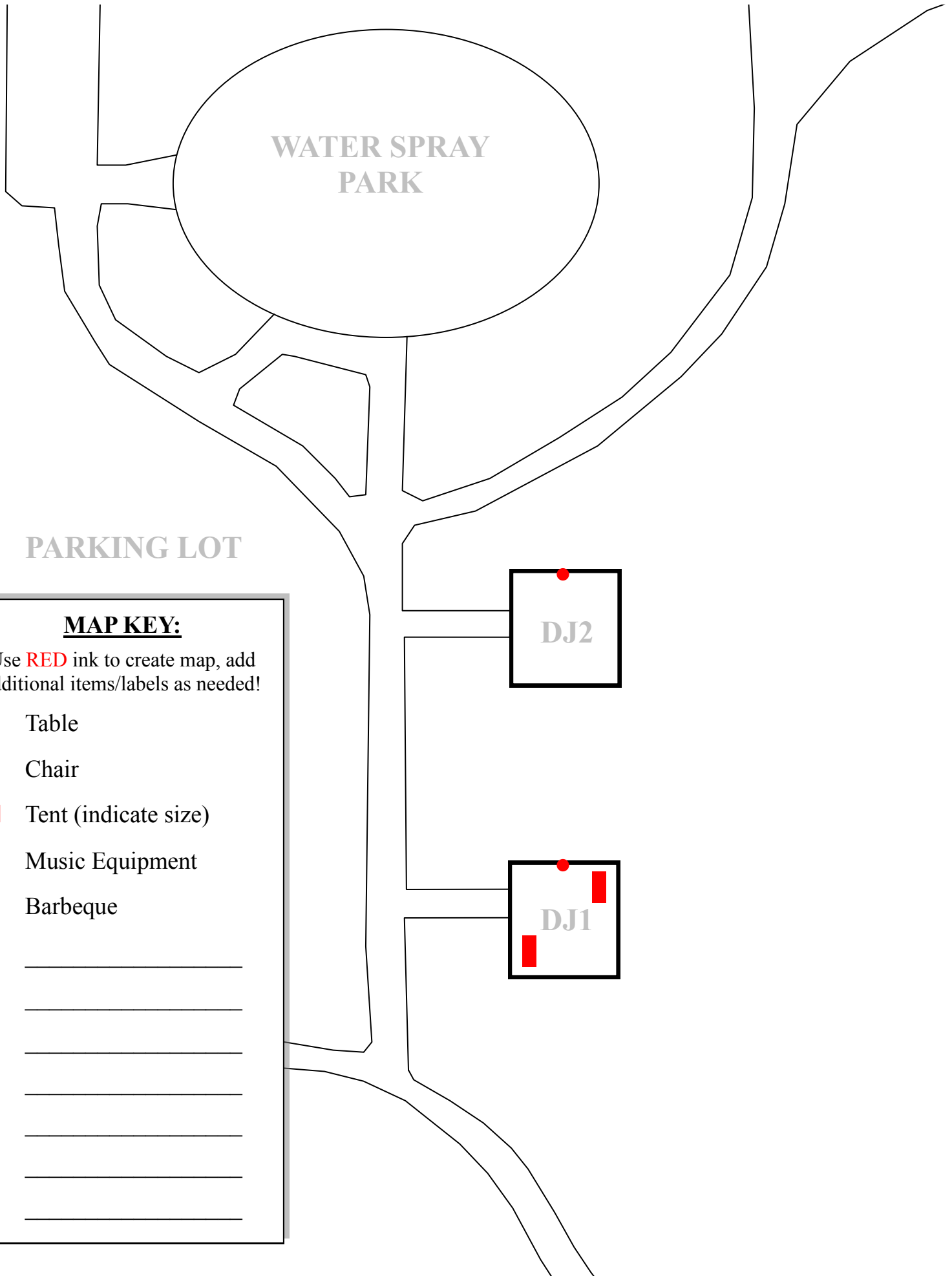
Use **RED** ink to create map, add additional items/labels as needed!

- Table
- × Chair
- Tent (indicate size)
- ♪ Music Equipment
- Barbeque
- \_\_\_\_\_
- △ \_\_\_\_\_
- \_\_\_\_\_
- \_\_\_\_\_
- \_\_\_\_\_
- \_\_\_\_\_
- \_\_\_\_\_

# DON JONES MEMORIAL PARK



# DON JONES MEMORIAL PARK



WATER SPRAY  
PARK

PARKING LOT


## MAP KEY:

Use **RED** ink to create map, add additional items/labels as needed!

- Table
- × Chair
- Tent (indicate size)
- 🎵 Music Equipment
- Barbeque
- \_\_\_\_\_
- △ \_\_\_\_\_
- \_\_\_\_\_
- \_\_\_\_\_
- \_\_\_\_\_
- \_\_\_\_\_
- \_\_\_\_\_

DJ2

DJ1

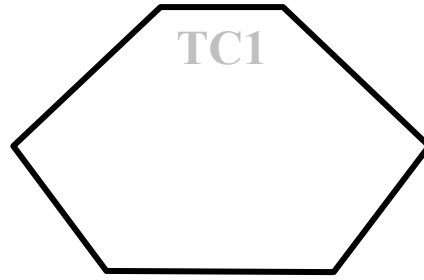


Twin Creeks Crossing Loop

Twin Creeks Park

Twin Creeks Crossing Loop

# TWIN CREEKS PARK




## MAP KEY:

Use **RED** ink to create map, add additional items/labels as needed!

- Table
- × Chair
- Tent (indicate size)
- ♪ Music Equipment
- Barbeque

- \_\_\_\_\_
- △ \_\_\_\_\_
- \_\_\_\_\_
- \_\_\_\_\_
- \_\_\_\_\_
- \_\_\_\_\_
- \_\_\_\_\_
- \_\_\_\_\_



RESTROOMS

# TWIN CREEKS PARK

## MAP KEY:

Use **RED** ink to create map, add additional items/labels as needed!

- Table
- × Chair
- Tent (indicate size)
- ♪ Music Equipment
- Barbeque
- \_\_\_\_\_
- △ \_\_\_\_\_
- \_\_\_\_\_
- \_\_\_\_\_
- \_\_\_\_\_
- \_\_\_\_\_
- \_\_\_\_\_

